

## The Manufactured Home Bean Game Instructions

### Overview

Participants evaluate and share some of their priorities in selecting a manufactured home, as constrained by a limited amount of money available to spend. This activity encourages participants to really think about what it is they want in a manufactured home.

### Time

20–30 minutes

### Materials

- Copies of the bean game
- Beans
- Ziploc bags

### Set Up

- Make enough copies of the bean game for all participants.
- Fill enough Ziploc bags for all the participants with 20 beans per bag.

### Activity

- Give each participant a copy of the bean game and a Ziploc bag of beans.
- Explain that each participant now has a “20-Bean Budget” to spend on housing and that the circles on the bean board indicate the “cost” of each item. Point out that there are not enough beans to buy everything in column B or column C.
- Encourage participants to consider what is most important to them as they choose what to spend their beans on. Tell each participant to choose column A, column B or column C in each row, placing the appropriate number of beans in the selected squares to indicate his or her spending choices. Each participant should choose one square in each row and, if they have enough beans, in the Options row as well.
- After 20 minutes, stop the activity and begin debriefing.

### Debriefing

- What were the most important items for you?
- What were the least important items?
- Was it difficult to stay within the allotted number of beans?
- How many of you were able to buy a manufactured home you could be happy with using your 20-bean budget?
- Were you able to differentiate between your needs and wants?
- How many of you had extra beans?
- What lessons did you learn from this activity?

## The Manufactured Home Bean Game


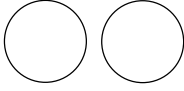
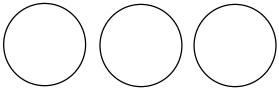

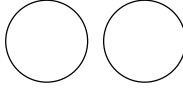

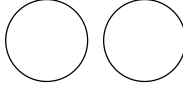


If you had a “20-Bean Budget” to spend on the features of a manufactured home, what would you spend it on?

Place your beans in the circles to indicate your spending choices.

(Note: You won’t have enough beans to get everything in column B or column C!)

Feature	A	B	C
<b>Location</b>	Land-lease community <input type="radio"/>	Subdivision <input type="radio"/> <input type="radio"/>	Private property <input type="radio"/> <input type="radio"/> <input type="radio"/>
<b>House Size</b>	Small: Less than 1,200 square feet <input type="radio"/>	Moderate: 1,200–2,000 square feet <input type="radio"/> <input type="radio"/>	Large: Over 2,000 square feet <input type="radio"/> <input type="radio"/> <input type="radio"/>
<b>Size of Rooms</b>	Small <input type="radio"/>	Medium <input type="radio"/> <input type="radio"/>	Large <input type="radio"/> <input type="radio"/> <input type="radio"/>
<b>Number of Bedrooms</b>	2 bedrooms <input type="radio"/>	3 bedrooms <input type="radio"/> <input type="radio"/>	4 or more bedrooms <input type="radio"/> <input type="radio"/> <input type="radio"/>
<b>Quality of Structure</b> (Foundation, roof and building materials)	Lowest quality <input type="radio"/>	Average quality <input type="radio"/> <input type="radio"/>	Good quality <input type="radio"/> <input type="radio"/> <input type="radio"/>
<b>Quality of Systems</b> (Plumbing, electrical and heating systems)	Lowest quality <input type="radio"/>	Average quality <input type="radio"/> <input type="radio"/>	Good quality <input type="radio"/> <input type="radio"/> <input type="radio"/>
<b>Energy Efficiency</b>	Few energy-saving features	Some energy saving-features <input type="radio"/>	Many energy-saving features <input type="radio"/> <input type="radio"/>

Understanding Your Options: Manufactured Housing

Feature	A	B	C
<b>Quality of Interior</b> (Floors, walls, cabinets and lighting)	Lowest quality 	Average quality 	Good quality 
<b>Storage</b>	Minimum storage	Average storage 	Good storage 
<b>Bathrooms</b>	1 bath	1½ bathrooms 	2 or more baths 
<b>Options</b>	Fireplace 	Extra appliances 	Garage 